

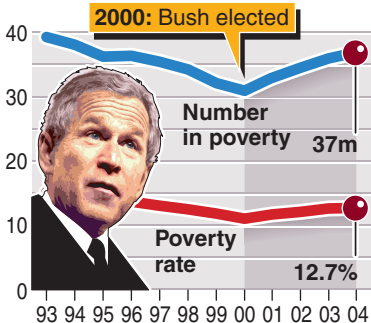
U.S. poverty on the increase

America's largest network of food banks, soup kitchens and shelters served 25.3 million people last year, a nine percent increase from 2001.

The official poverty rate in the United States has increased for four consecutive years, from a 26-year low of 11.3% in 2000 to 12.7% in 2004

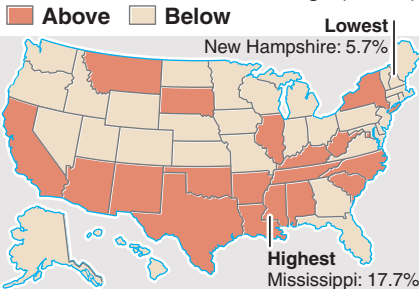
Poverty over time

Numbers in millions, rates in percent



Poverty rate by state*

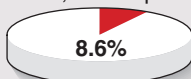
Above or below national average (12.4%)



*Based on three-year averages, 2002-2004

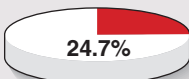
Percentage of people living in poverty by race and origin, 2004

White, not Hispanic



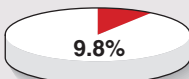
Number: 16.9m

Black



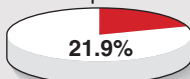
9.0m

Asian



1.2m

Hispanic



9.1m