

UEFA Champions League 2025-26

LEAGUE STAGE

W D L Head-to-head: First meeting unless stated

MATCHDAY 8: JAN 28

PSG *FRA* **0 1 1**
Newcastle *ENG*

Man City *ENG*
Galatasaray *TUR*

Liverpool *ENG*
Qarabağ *AZE*

Dortmund *GER* **2 1 3**
Inter *ITA*

Barcelona *ESP* **1 1 0**
Copenhagen *DEN*

Arsenal *ENG*
Kairat *KAZ*

Leverkusen *GER* **0 1 3**
Villarreal *ESP*

Atlético *ESP*
Bodø/Glimt *NOR*

Benfica *POR* **2 0 1**
Real Madrid *ESP*

Frankfurt *GER* **1 2 3**
Tottenham *ENG*

Club Brugge *BEL* **0 0 2**
Marseille *FRA*

PSV *NED* **1 1 6**
Bayern *GER*

Ajax *NED* **2 2 2**
Olympiacos *GRE*

Napoli *ITA* **1 0 1**
Chelsea *ENG*

Monaco *FRA* **1 1 4**
Juventus *ITA*

Union SG *BEL*
Atalanta *ITA*

Athletic Club *ESP* **2 0 2**
Sporting CP *POR*

Pafos *CYP*
Sl. Prague *CZE*

Day 7 results

v Sporting 1-2
v PSV 3-0

v Bodø/Glimt 1-3
v Atletico 1-1

v Marseille 3-0
v Frankfurt 3-2

v Tottenham 0-2
v Arsenal 1-3

v Sl. Prague 4-2
v Napoli 1-1

v Inter 3-1
v Brugge 1-4

v Olympiacos 0-2
v Ajax 1-2

v Galatasaray 1-1
v Man City 3-1

v Juventus 0-2
v Monaco 6-1

v Qarabağ 2-3
v Dortmund 2-0

v Kairat 4-1
v Liverpool 0-3

v Newcastle 0-3
v Union SG 2-0

v Villarreal 2-1
v Leverkusen 2-0

v Copenhagen 1-1
v Pafos 1-0

v Real Madrid 1-6
v Benfica 2-0

v Bayern 0-2
v Athletic 2-3

v Atalanta 3-2
v PSG 2-1






v Chelsea 0-1
v Barcelona 2-4

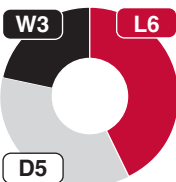
FUTURE CHANCES: Two nations will each earn an extra berth in UEFA Champions League next season – rewarding strong performances this campaign – with England and Poland currently in pole position

Race for 2026-27

European Performances Spots (EPS)

Points earned for each win or draw in Champions League, Europa League and Conference League. Club coefficient is calculated over five-year rolling period

	England	9 teams	14.152pts	40 / 62 wins (64.5%)
	Poland	3 teams	13.625	9 / 18 wins (50.0%)
	Germany	7 teams	12.428	25 / 48 wins (52.1%)
	Spain	8 teams	12.187	27 / 55 wins (49.1%)
	Italy	7 teams	12.035	24 / 48 wins (50.0%)



IN BLACK AND WHITE

Newcastle United – beneficiary of EPS last season with fifth-place finish in Premier League – face PSG, with winner having strong chance of securing Top 8 berth

◀ **Newcastle:** Away record in 2025-26 season

Anthony Gordon ▶

Newcastle Utd

◀ 2025-26 record



UEFA CHAMPIONS LEAGUE STANDINGS: MATCHDAY 7 OF 8

Round of 16			Knock-out phase play-offs					Eliminated			
1	Arsenal	21pts	9	Barcelona	13	17	Galatasaray	10	25	Napoli	8
2	Bayern	18	10	Sporting	13	18	Qarabağ	10	26	Copenhagen	8
3	Real Madrid	15	11	Man City	13	19	Marseille	9	27	Club Brugge	7
4	Liverpool	15	12	Atlético	13	20	Leverkusen	9	28	Bodø/Glimt	6
5	Tottenham	14	13	Atalanta	13	21	Monaco	9	29	Benfica	6
6	PSG	13	14	Inter	12	22	PSV	8	30	Pafos	6
7	Newcastle	13	15	Juventus	12	23	Athletic	8	31	Union SG	6
8	Chelsea	13	16	Dortmund	11	24	Olympiacos	8	32	Ajax	6

Knock-out phase play-off draw: Jan 30



33	Frankfurt	4
34	Sl. Prague	3
35	Villarreal	1
36	Kairat	1

TOP GOALSCORERS

11

Kylian Mbappé
Real Madrid (inset)



07

Harry Kane
Bayern Munich

06

Anthony Gordon
Newcastle Utd

06

Victor Osimhen
Galatasaray

06

Erling Haaland
Manchester City

Three players with five goals