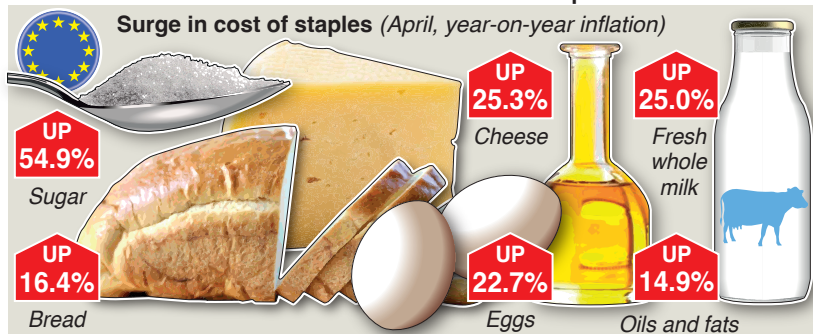


Europe's soaring food costs















The cost of food in Europe has continued to soar, rising 16.6 percent in the year to April – despite falling energy prices – which is far more than the headline inflation rate of 8.1 percent

Surge in cost of staples (April, year-on-year inflation)



Food inflation (selected countries)

0.0% All food

	Hungary	38.5%		Estonia	23.8%
	Bread	52.9%		Sugar	86.1%
	Cheese	51.4%		Bread	35.6%
	Lithuania	21.1%		Poland	20.6%
	Sugar	53.5%		Sugar	67.1%
	Eggs	32.9%		Milk	33.0%
	Latvia	20.1%		Sweden	18.3%
	Sugar	63.9%		Sugar	49.9%
	Bread	38.8%		Eggs	31.1%
	Czech Rep.	18.0%		Germany	18.0%
	Sugar	60.9%		Sugar	71.7%
	Eggs	41.1%		Cheese	39.6%
	Netherlands	16.0%		Britain	15.7%
	Sugar	42.3%		Oils and fats	49.0%
	Cheese	25.0%		Sugar	42.0%
	Ireland	13.0%		Spain	12.8%
	Sugar	38.8%		Sugar	49.6%
	Milk	24.0%		Milk	27.7%
	Italy	12.2%		Norway	10.7%
	Sugar	54.1%		Sugar	17.1%
	Oils and fats	19.6%		Bread	15.6%