

# James Bond 60th anniversary

October 5 is international *James Bond Day*, a celebration of all things 007. This year also commemorates 60 years of the high octane espionage franchise, which includes 25 official EON movies and two unsanctioned feature films

Bond author **Ian Fleming** did not want **Connery** for role, preferring **David Niven**, but was won over by **Dr. No** success

Bond movies are renowned for their spectacular stunts

✚ Global box office\*  
✱ Rotten Tomatoes score



SEAN CONNERY




DAVID NIVEN




GEORGE LAZENBY




ROGER MOORE



TIMOTHY DALTON



PIERCE BROSNAN



DANIEL CRAIG

**1**  
**Dr. No (1962)**  
✚ \$59.6m ✱ 95%

**2**  
**From Russia with Love (1963)**  
✚ \$78.9m ✱ 97%

**3**  
**Goldfinger (1964)**  
✚ \$124.9m ✱ 99%

**4**  
**Thunderball (1965)**  
✚ \$141.2m ✱ 85%

**5**  
**You Only Live Twice (1967)**  
✚ \$111.6m ✱ 74%

**8**  
**Diamonds Are Forever (1971)**  
✚ \$116.0m ✱ 63%

**15**  
**Never Say Never Again (1983)†**  
✚ \$160.0m ✱ 71%

**6**  
**Casino Royale (1967)†**  
✚ \$41.7m ✱ 26%

↑ *Spy parody featuring ensemble cast (many of whom are uncredited), loosely based on Fleming's 1953 novel of same name*  
*Made independently of EON‡ after rights holder Charles K. Feldman failed to strike deal with them*



Based on *Thunderball* story – movie rights not owned by EON

**7**  
**On Her Majesty's Secret Service (1969)**  
✚ \$82.0m ✱ 81%

*Lazenby says he was offered contract for six further Bond movies, but his agent advised him to turn it down – a decision he regrets*

‡Danjaq, EON Productions' holding company, did not always own rights to produce every James Bond movie

**9**  
**Live and Let Die (1973)**  
✚ \$161.8m ✱ 65%

**10**  
**The Man with the Golden Gun (1974)**  
✚ \$97.6m ✱ 40%

**11**  
**The Spy Who Loved Me (1977)**  
✚ \$185.4m ✱ 81%

**12**  
**Moonraker (1979)**  
✚ \$210.3m ✱ 59%

**13**  
**For Your Eyes Only (1981)**  
✚ \$195.3m ✱ 69%

**14**  
**Octopussy (1983)**  
✚ \$187.5m ✱ 42%

**16**  
**A View to a Kill (1985)**  
✚ \$152.6m ✱ 37%

**17**  
**The Living Daylights (1987)**  
✚ \$191.2m ✱ 73%

**18**  
**Licence to Kill (1989)**  
✚ \$156.2m ✱ 79%



**19**  
**GoldenEye (1995)**  
✚ \$356.4m ✱ 80%

**20**  
**Tomorrow Never Dies (1997)**  
✚ \$339.5m ✱ 56%

**21**  
**The World Is Not Enough (1999)**  
✚ \$361.7m ✱ 51%

**22**  
**Die Another Day (2002)**  
✚ \$431.9m ✱ 56%

## WHERE NEXT FOR BOND?

EON producers **Barbara Broccoli** and **Michael G. Wilson** say next Bond is at least two years away because they are *"reinventing who he is and that takes time"*

**23**  
**Casino Royale (2006)**  
✚ \$594.4m ✱ 94%

**24**  
**Quantum of Solace (2008)**  
✚ \$591.7m ✱ 64%

**25**  
**Skyfall (2012)**  
✚ \$1,110.5m ✱ 92%

**26**  
**Spectre (2015)**  
✚ \$879.5m ✱ 63%

**27**  
**No Time To Die (2021)**  
✚ \$760.0m ✱ 83%

\*Does not account for inflation †Not official EON canon

Sources: 007.com, The Numbers, Rotten Tomatoes, Looper, Screen Rant, Empire

Pictures: Getty Images, 007.com, Creative Commons

© GRAPHIC NEWS