

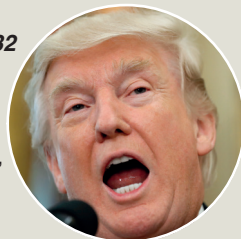
# Cost of Trump's China tariffs







President Trump slapped tariffs on Chinese imports in 2018 in a bid to cut the U.S. trade deficit. In the same year, Chinese exports to the U.S. soared by \$34.5 billion, while U.S. exports to China fell by \$9.7bn

U.S. trade in goods with China (\$ billions)  U.S. exports  U.S. imports



Aug 2017-Jan 2018: **Section 232** and **Section 301** reports from Department of Commerce and U.S. Trade Representative assert China's imports threaten national security and are "unfair." **President Trump imposes tariffs on Chinese imports**



Date tariffs applied		Categories, tariff rate	Value of imports	Added cost to U.S. importers
<b>Section 232</b> Mar 2018		Steel <b>25%</b> , aluminium <b>10%</b>	\$15.5bn \$9.8bn	\$3.9bn \$1.0bn
<b>Section 301</b> <b>List 1</b> Jun 2018		Machinery, electrical goods, vehicles <b>25%</b>	\$34bn	\$8.5bn
<b>List 2</b> Aug 2018		Polymers, plastics, generators <b>25%</b>	\$16bn	\$4.0bn
<b>List 3</b> Sep 2018 *May 2019		Chemicals, metal products, food <b>10%</b> , *increased to <b>25%</b>	\$200bn	\$50bn
<b>List 4A</b> Sep 2019		Food, metal products, clothing <b>15%</b>	\$112bn	\$16.8bn
<b>List 4B</b> Dec 2019		Domestic goods, electronics <b>15%</b>	\$160bn	\$24bn
Totals			\$547.3bn	\$108.2bn