

# Russia arms industry second behind U.S.

Russia has surpassed the UK to become the world's second largest arms producer, with Russian companies now ranking just behind U.S. manufacturers in global weapons sales

SHARE OF ARMS SALES OF TOP 100 COMPANIES, 2017, by country\*

Sales increased by 2.5% over 2016, to \$398.2 billion

U.S.: 57%









Total arms sales of 42 U.S.-based companies in Top 100 grew by 2.0% to \$226.6 billion

\$398.2bn

Russia	9.5%
UK	9.0%
France	5.3%
Trans-European†	3.7%
Italy	2.6%
Japan	2.2%
Germany	2.1%
Israel	2.0%
India	1.9%
S. Korea	1.4%
Other	3.5%

TOP 15 COMPANIES, 2017

\$ billions

	<b>Lockheed Martin U.S.</b>	<b>44.92</b>
	<b>Boeing U.S.</b>	<b>26.93</b>
	<b>Raytheon U.S.</b>	<b>23.87</b>
	<b>BAE Systems UK</b>	<b>22.94</b>
	<b>Northrop Grumman U.S.</b>	<b>22.37</b>
	<b>General Dynamics U.S.</b>	<b>19.46</b>
	<b>11.29 Airbus Trans-Europe</b>	
	<b>9.00 Thales France</b>	
	<b>8.86 Leonardo Italy</b>	
	<b>8.57 Almaz-Antey Russia</b>	
	<b>7.78 United Technologies U.S.</b>	
	<b>7.75 L-3 Communications U.S.</b>	
	<b>6.47 Huntington Ingalls U.S.</b>	
	<b>6.44 United Aircraft Russia</b>	
	<b>4.98 United Shipbuilding Russia</b>	

First Russian firm in top 10. Arms sales of 10 Russian companies in Top 100 rose by 8.5% in 2017 to \$37.7 billion

\*Excluding China

Sources: Stockholm International Peace Research Institute (SIPRI)

†Ownership located in more than one European country

© GRAPHIC NEWS