

Sales of U.S. weapons soar

America sold more weapons in the first six months of 2018 than all of fiscal 2017, signing off on \$46.9 billion in weapons sales to foreign partners and allies – surging past the 2017 total of \$41.9 billion

TOP THREE U.S. CLIENTS (% of exports)

Australia
6.7%

United States

Saudi Arabia
18%

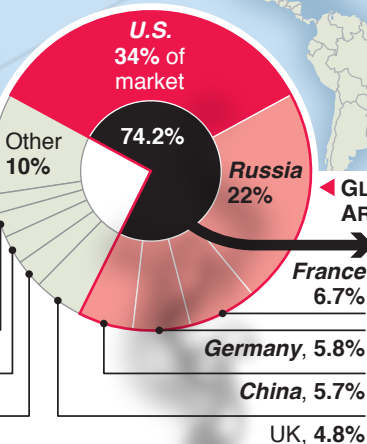
UAE
7.4%

Netherlands
2.1%

Italy, 2.5%

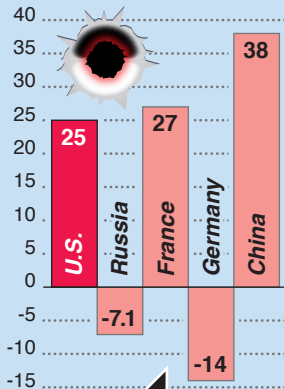
Israel, 2.9%

Spain, 2.9%

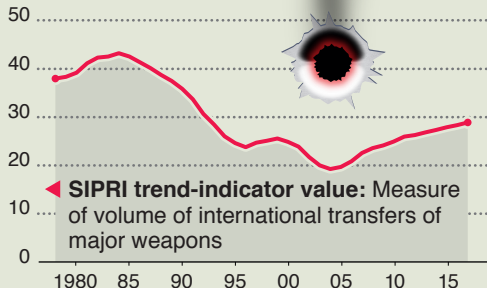


GLOBAL SHARE OF MAJOR ARMS EXPORTS, 2013-17 (%)

CHANGE IN VOLUME OF ARMS EXPORTS 2008-12 TO 2013-17 (%)



TREND IN INTERNATIONAL TRANSFERS OF MAJOR WEAPONS, 1978–2017



Top five arms sellers, accounting for 74.2% of global arms exports