

# Champions League 2016-17

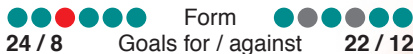
## Q-FINAL, 1ST LEG – APR 12

Form **W D L**

Allianz Arena

## Head-to-head

Won **11** Drawn **2** Won **9**



**24 / 8** Goals for / against **22 / 12**

### Competition statistics (per match)

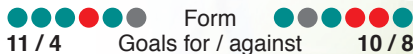
8.25	Shots on target	6.38
7.13	Shots wide	7.00
687	Passes	519
6.75	Crosses	6.00
66%	Possession	53%



*Vicente Calderón*

## Head-to-head

Won **3** Drawn **1** Won **0**



11 / 4 Goals for / against 10 / 8

### Competition statistics (per match)

5.00	Shots on target	3.63
5.75	Shots wide	2.38
422	Passes	247
4.38	Crosses	2.38
49%	Possession	40%

**EUROPEAN RIVALS:** Bayern and Real will clash for 23rd time in Munich – most frequently contested fixture in UEFA club competition

### Wins in Champions League

Real Madrid	Win ratio: 59%	138
Barcelona	58%	132
Bayern	55%	120
Man Utd	53%	109

## COMPARING HEAVYWEIGHTS

1992-2015	Q-final	S-final	Final	Wins
Bayern	16 	10 	3 	2
Real	15 	11 	5 	5

Sources: UEFA, Gracenote


Picture: Getty Images

Sergio  
Ramos

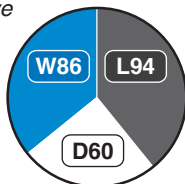
*Real Madrid captain*

## MIGHTY MADRID

Real are unbeaten in Europe this season, and have won last five ties with German opposition



**Real:**  
Away in  
in Europe



© GRAPHIC NEWS