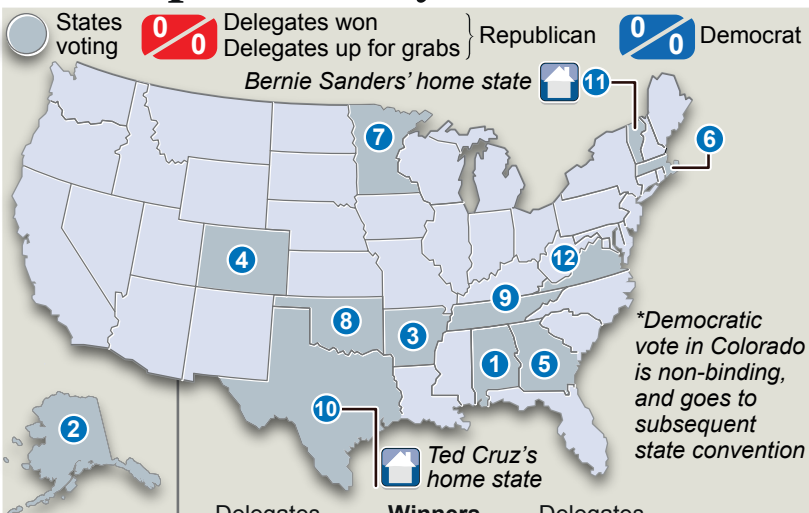













Super Tuesday scoreboard



	Delegates	Winners	Delegates	
1 Alabama	28 50	 Donald Trump	37 60	100% reporting 309,680 77.8%
2 Alaska	11 28	 Ted Cruz		16 delegates 75%
3 Arkansas	13 40	 Trump	18 37	95% 142,001 66.3%
4 Colorado*			33 79	98% 71,627 58.9%
5 Georgia	36 76	 Trump	66 116	99% 536,250 71.2%
6 Massachusetts	22 42	 Trump	75 116	96% 587,755 50.3%
7 Minnesota	12 38	 Marco Rubio	42 93	91% 127,047 61.7%
8 Oklahoma	14 43	 Cruz	20 42	100% 174,054 51.9%
9 Tennessee	30 58	 Trump	40 76	99% 245,304 66.1%
10 Texas	57 155	 Ted Cruz	122 252	94% 774,402 65.2%
11 Vermont	6 16	 Trump	10 26	97% 112,426 86.2%
12 Virginia	17 49	 Trump	61 110	100% 504,376 64.3%