


CEO-to-workers pay gap widens

CEO-to-workers pay ratio of 10:1

1980

Chief Executive Officer pay is **42** times workers' average pay



2011

CEO pay gap grows to **380** times workers' average pay



McDonald's Corp.

Employees: **1.9 million**

Restaurants: **33,510**

Restaurants run by franchisees: **27,075**

Total countries: **119**

Revenue: **\$27.0bn***

Profit: **\$5.5bn**

CEO pay: **\$8.8m†**

Cashier pay/hr: **\$7.63**
Up to **\$13,550** a year‡



Walmart

Employees: **2.2 million**

Stores: **10,130**

Within U.S.: **4,479**

International: **5,651**

Total countries: **17**

Revenue: **\$446.9bn**

Profit: **\$15.6bn**

CEO pay: **\$18.1m**

Sales staff pay/hr: **\$8.86**
Up to **\$15,700** a year



Yum! Brands Inc.

Employees: **900,000**

Restaurants: **37,121**

Within U.S.: **18,050**

International: **19,071**

Total countries: **120**

Revenue: **\$12.6bn**


Profit: **\$1.3bn**

CEO pay: **\$20.4m**

Cook pay/hr: **\$7.46**
Up to **\$13,250** a year


Pay gap

650




Pay gap

1,153



Pay gap

1,540



*Last fiscal year. †Compensation includes salary, annual bonus, benefits, stock options, restricted shares. ‡Based on average OECD working hours of 1,776 hours/year

Sources: Annual reports, AFLCIO, Glassdoor.com

© GRAPHIC NEWS