

SPAIN

Coach
Vicente del Bosque

Captain
Iker Casillas

Top scorer
Alonso, Fabregas, Torres, 2

EUROPEAN CHAMPIONSHIP RECORD

Appearances: **11**

Best finish: **Winner (1964, 2008)**

2008 performance: **Winner**

| | |
|------|----|
| Won | 16 |
| Draw | 11 |
| Lost | 8 |

⚽ For: **46**
⚽ Against: **32**

Key man
Andres Iniesta

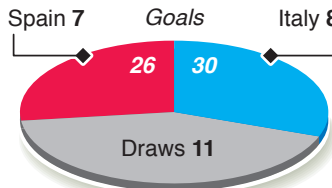
Goals: **0**
Passes: **387**
Assists: **1**
Shots: **17**

Spain top Group C with 7 points, after Navas hits 88th min strike to seal vital win over Croatia

Euro 2012 final

Olympic Stadium, Kyiv, July 1

HEAD-TO-HEAD



Recent meetings

| | | | | |
|------|-------|-----|-------|----------------|
| 2012 | Spain | 1-1 | Italy | EC group stage |
| 2011 | Italy | 2-1 | Spain | Friendly |

Replay of Euro 2008 quarter-final, which ended 0-0 after extra time – Spain securing 4-2 penalty shoot-out victory

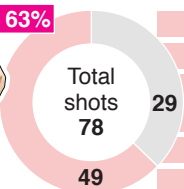
ROAD TO FINAL

| | | | | |
|----------|------|---------|---------|------|
| Italy | 1-1 | Match 1 | Spain | 1-1 |
| Ireland | 4-0 | Match 2 | Croatia | 1-1 |
| Croatia | 1-0 | Match 3 | Ireland | 2-0 |
| France | 2-0 | Q-final | England | *0-0 |
| Portugal | *0-0 | S-final | Germany | 2-1 |

*Penalties 4-2

Shot breakdown

On target Wide



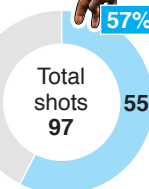
TEAM STATISTICS (per match)

| | | |
|------|-----------------|------|
| 1.60 | Goals scored | 1.20 |
| 0.20 | Goals against | 0.60 |
| 60% | Possession | 52% |
| 844 | Passes | 662 |
| 80% | Pass completion | 74% |
| 8.00 | Corners | 5.40 |
| 12.8 | Fouls committed | 15.8 |
| 2.00 | Yellow cards | 3.00 |

Italy, Group C runners-up, reach final despite drawing 3 out of 5 matches, relying on penalties to defeat England

Key man
Mario Balotelli

Goals: **3**
Passes: **117**
Assists: **0**
Shots: **24**



FINAL BALL: Assists

| | |
|-------|-----------|
| Silva | 3 |
| Pirlo | 2 |
| 1 | 3 players |
| 1 | 2 players |

ON TARGET: Shots at goal

| | |
|-----------|----|
| Balotelli | 14 |
| Iniesta | 13 |
| Di Natale | 7 |
| 4 players | 6 |

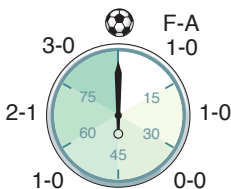
PLAYMAKERS: Passes

| | |
|----------|-----|
| Xavi | 533 |
| Alonso | 499 |
| Pirlo | 459 |
| Busquets | 456 |

FOUL PLAY: Fouls committed

| | |
|-----------|----|
| Balotelli | 14 |
| Arbeloa | 12 |
| Montolivo | 8 |
| Chiellini | 8 |
| Alonso | 8 |

GOAL ANALYSIS: Goal times



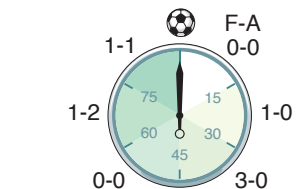
How goals were scored...

| | |
|----------------|---------------|
| Right foot: 5 | Header: 1 |
| Left foot: 2 | |
| Outside box: 0 | Inside box: 8 |
| Open play: 6 | Set play: 2 |

PROBABLE LINE-UPS



GOAL ANALYSIS: Goal times



How goals were scored...

| | |
|----------------|---------------|
| Right foot: 4 | Header: 2 |
| Left foot: 0 | |
| Outside box: 1 | Inside box: 5 |
| Open play: 3 | Set play: 3 |

ROLL CALL OF CHAMPIONS

Host nation

| | | | |
|------|--------------|-----------------|-----------------|
| 1960 | USSR | France | France |
| 1964 | Spain | Spain | Spain |
| 1968 | Italy | Italy | Italy |
| 1972 | West Germany | Belgium | Belgium |
| 1976 | Cze'slovakia | Yugoslavia | Yugoslavia |
| 1980 | W. Germany | Italy | Italy |
| 1984 | France | France | France |
| 1988 | Netherlands | Germany | Germany |
| 1992 | Denmark | Sweden | Sweden |
| 1996 | Germany | England | England |
| 2000 | France | N'lands/Belgium | N'lands/Belgium |
| 2004 | Greece | Portugal | Portugal |
| 2008 | Spain | Austria/Switz. | Austria/Switz. |

MATCH OFFICIALS

Referee: **Pedro Proenca POR**
Assistants: **Bertino C. Miranda POR, Ricardo J.F. Santos POR**

OLYMPIC STADIUM

Opened: **1923**
(re-opened Oct 2011)
Cost of renovation: **€470m**
UEFA Capacity: **60,000**

