



# Champions League 2010-11

MARCH 8 – ROUND OF 16, SECOND LEG





**Shakhtar Donetsk v Roma**  
Donbass Arena  
1st leg result: 3-2

**WWLWWWW Form    LWLWWDL**  
9 / 9    Points home / away    6 / 4

**HEAD-TO-HEAD**  
Won 2    Drawn 0    Won 1

**FIRST LEG STATISTICS**

48%	Possession	52%
5	Corners	11
22	Fouls	17
4	Yellow cards	3



**SHOTS (1st leg)**

Target Wide

3 5  
On target: 63%

**SHOTS (1st leg)**

Target Wide

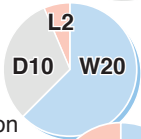
10 3  
On target: 23%

**Shakhtar** on their best run in Champions League, having never qualified from group stages before

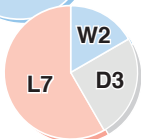


## RIVAL NATIONS

**Barcelona** – playing at home against English opposition



**Arsenal** – playing away against Spanish opposition





**BARCA PLAYMAKERS**

Lionel Messi	6 goals
	2 assists
David Villa	3 goals
	0 assists

**TOUGH TACKLING**

	Fouls
Shakhtar	Per match: 17.43 122
Arsenal	16.14 113
Schalke	15.71 110





**Barcelona v Arsenal**  
Nou Camp  
1st leg result: 1-2

**WDWDWWL Form    WWWLLWW**  
9 / 5    Points home / away    12 / 3

**HEAD-TO-HEAD**  
Won 3    Drawn 2    Won 1

**FIRST LEG STATISTICS**

61%	Possession	39%
1	Corners	4
13	Fouls	16
2	Yellow cards	4



**SHOTS (1st leg)**

Target Wide

3 5  
On target: 63%

**SHOTS (1st leg)**

Target Wide

3 7  
On target: 70%