



# Ashes 2009 – England v Australia

**Fifth Test: The Oval, August 20-24**



First Test  
Third Test

**Drawn**  
**Drawn**

Second Test  
Fourth Test

**England win**  
**Australia win**

**Series drawn at 1-1**

**TEAM STATISTICS:**  England  Australia

*Runs scored*

*Average run rate*

*Wickets taken*

**2,164** **2,378**  
**1** **7**  
*Centuries*

**3.76** **3.71**  
*Best* *Best*  
**4.35** **4.27**

**51** **65**  
**3** **2**  
*5-wicket hauls*

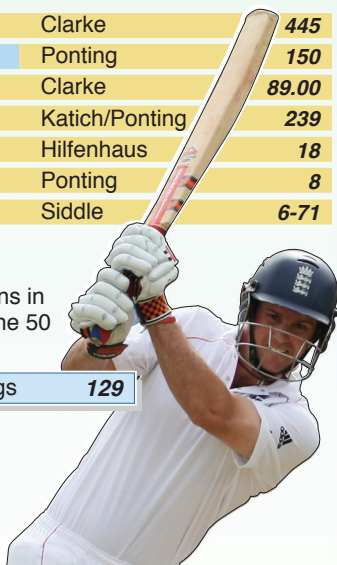
## PLAYER STATISTICS:

<i>Most runs</i>	Strauss	<b>344</b>	Clarke	<b>445</b>
<i>High score</i>	Strauss	<b>161</b>	Ponting	<b>150</b>
<i>Best average</i>	Strauss	<b>49.14</b>	Clarke	<b>89.00</b>
<i>Highest p'ship</i>	Strauss/Cook	<b>196</b>	Katich/Ponting	<b>239</b>
<i>Most wickets</i>	Broad	<b>12</b>	Hilfenhaus	<b>18</b>
<i>Most catches</i>	Bopara	<b>3</b>	Ponting	<b>8</b>
<i>Best figures in a match</i>	Broad	<b>6-91</b>	Siddle	<b>6-71</b>

## STRAUSS LEADING BY EXAMPLE:

Strauss accounts for 15.9% of all England's runs in this Ashes series, including one century and one 50  
*Strauss's best batting figures at The Oval*

v Australia	Sep 05	1st innings	<b>129</b>
v South Africa	<b>58</b>	Aug 08	2nd inns.
v Pakistan	<b>54</b>	Aug 06	2nd inns.
v Pakistan	<b>38</b>	Aug 06	1st inns.
v India	<b>32</b>	Aug 07	2nd inns.



## LAST FIVE ASHES AT THE OVAL

2005	<b>Match drawn</b>
2001	<b>Australia win</b> by inns & 25 runs
1997	<b>England win</b> by 19 runs
1993	<b>England win</b> by 161 runs
1989	<b>Match drawn</b>

## FIFTH TEST WINNER

*Ashes holder*

2006/07	Sydney	Australia	<b>Aus 5-0</b>
2005	The Oval	Drawn	<b>Eng 2-1</b>
2002/03	Sydney	England	<b>Aus 4-1</b>
2001	The Oval	Australia	<b>Aus 4-1</b>
1998/99	Sydney	Australia	<b>Aus 3-1</b>

**HEAD TO HEAD AT THE OVAL:** England wins **15**, Australia wins **6**, draws **13**