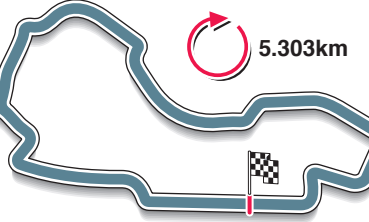


AUSTRALIA **1**

March 29
Albert Park, Melbourne

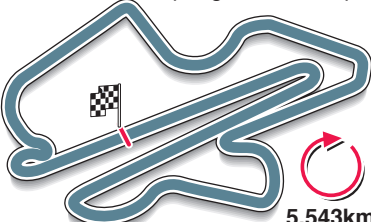


5.303km

58 laps: 307.574km © GRAPHIC NEWS

MALAYSIA **2**

April 5
Sepang, Kuala Lumpur

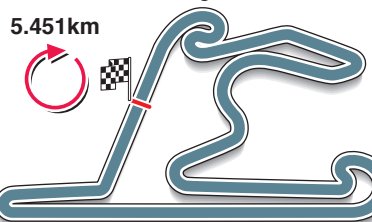


5.543km

56 laps: 310.408km © GRAPHIC NEWS

CHINA **3**

April 19
Shanghai

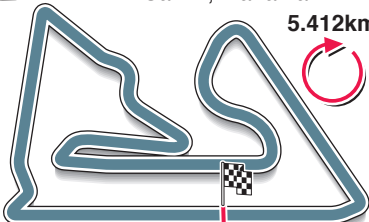


5.451km

56 laps: 305.066km © GRAPHIC NEWS

BAHRAIN **4**

April 26
Sakhir, Manama

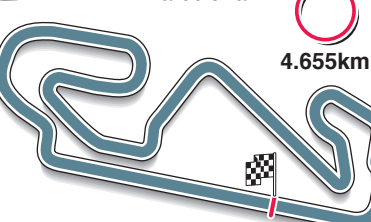


5.412km

57 laps: 308.238km © GRAPHIC NEWS

SPAIN **5**

May 10
Barcelona

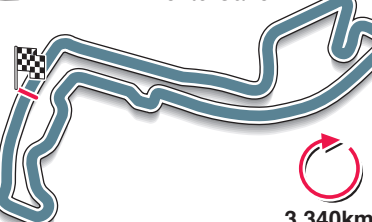


4.655km

66 laps: 307.104km © GRAPHIC NEWS

MONACO **6**

May 24
Monte-Carlo



3.340km

78 laps: 260.520km © GRAPHIC NEWS

TURKEY **7**

June 7
Istanbul Park

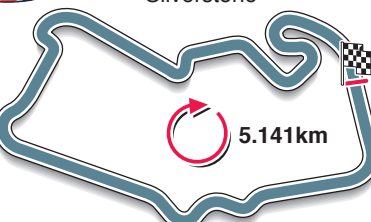


5.338km

58 laps: 309.396km © GRAPHIC NEWS

BRITAIN **8**

June 21
Silverstone



5.141km

60 laps: 308.355km © GRAPHIC NEWS

GERMANY **9**

July 12
Nürburgring



5.148km

60 laps: 308.863km © GRAPHIC NEWS

HUNGARY **10**

July 26
Hungaroring, Budapest




4.381km

70 laps: 306.458km © GRAPHIC NEWS

EUROPE **11**

August 23
Valencia




5.419km

57 laps: 308.883km © GRAPHIC NEWS

BELGIUM **12**

August 30
Spa-Francorchamps

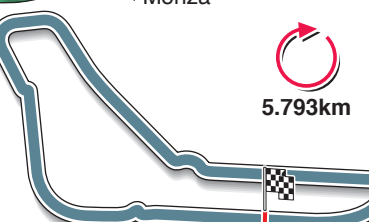


7.004km

44 laps: 308.052km © GRAPHIC NEWS

ITALY **13**

September 13
Monza




5.793km

53 laps: 306.720km © GRAPHIC NEWS

SINGAPORE **14**

September 27
Marina Bay

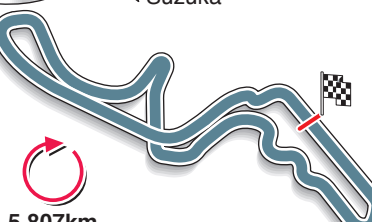


5.067km

61 laps: 309.087km © GRAPHIC NEWS

JAPAN **15**

October 4
Suzuka



5.807km

53 laps: 307.573km © GRAPHIC NEWS

BRAZIL **16**

October 18
Interlagos, Sao Paulo




4.309km

71 laps: 305.909km © GRAPHIC NEWS

ABU DHABI **17**

November 1
Yas Marina



5.554km

55 laps: 305.470km © GRAPHIC NEWS