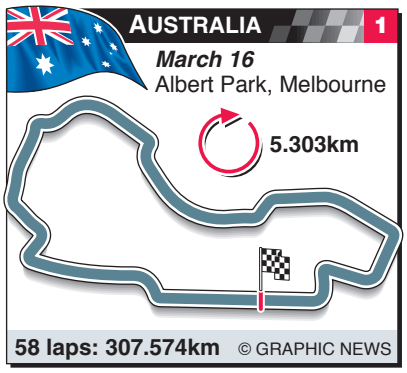
AUSTRALIA
1
March 16
Albert Park, Melbourne
5.303km
58 laps: 307.574km
© GRAPHIC NEWS


MALAYSIA
2
March 23
Sepang, Kuala Lumpur
5.543km
56 laps: 310.408km
© GRAPHIC NEWS


BAHRAIN
3
April 6
Sakhir, Manama
5.412km
57 laps: 308.238km
© GRAPHIC NEWS


SPAIN
4
April 27
Barcelona
4.655km
66 laps: 307.104km
© GRAPHIC NEWS


TURKEY
5
May 11
Istanbul Park
5.338km
58 laps: 309.396km
© GRAPHIC NEWS


MONACO
6
May 25
Monte-Carlo
3.340km
78 laps: 260.520km
© GRAPHIC NEWS


CANADA
7
June 8
Montreal
4.361km
70 laps: 305.270km
© GRAPHIC NEWS


FRANCE
8
June 22
Magny-Cours
4.411km
70 laps: 308.586km
© GRAPHIC NEWS

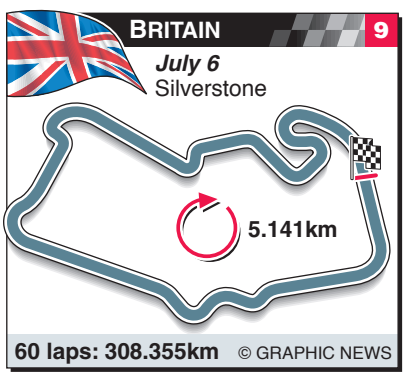
BRITAIN
9
July 6
Silverstone
5.141km
60 laps: 308.355km
© GRAPHIC NEWS


GERMANY
10
July 20
Hockenheim
4.574km
67 laps: 308.863km
© GRAPHIC NEWS


HUNGARY
11
August 3
Hungaroring, Budapest
4.381km
70 laps: 306.458km
© GRAPHIC NEWS

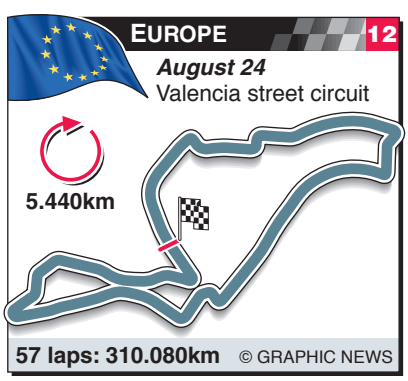
EUROPE
12
August 24
Valencia street circuit
5.440km
57 laps: 310.080km
© GRAPHIC NEWS


BELGIUM
13
September 7
Spa-Francorchamps
7.004km
44 laps: 308.052km
© GRAPHIC NEWS


ITALY
14
September 14
Monza
5.793km
53 laps: 306.720km
© GRAPHIC NEWS

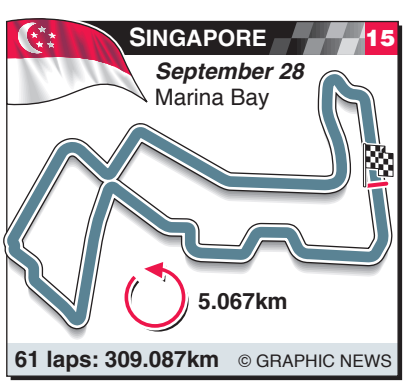
SINGAPORE
15
September 28
Marina Bay
5.067km
61 laps: 309.087km
© GRAPHIC NEWS

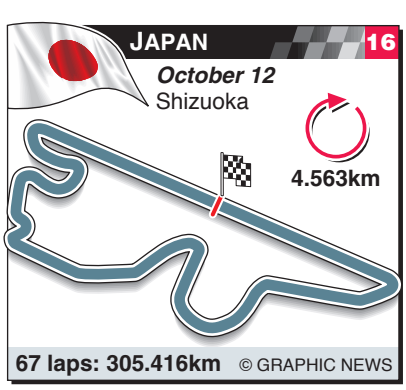
JAPAN
16
October 12
Shizuoka
4.563km
67 laps: 305.416km
© GRAPHIC NEWS

CHINA
17
October 19
Shanghai
5.451km
56 laps: 305.066km
© GRAPHIC NEWS

BRAZIL
18
November 2
Interlagos, Sao Paulo
4.309km
71 laps: 305.909km
© GRAPHIC NEWS