






















EU seating plan controversy

EU leaders are hoping to clinch a deal on the long-awaited Reform Treaty despite strong opposition from Italy over the distribution of seats in the European Parliament. Under the new rules, Italy would lose the parity of seats it holds with Britain and France, whose populations are bigger



REDISTRIBUTION OF SEATS*

Current total: **785** Revised total: **750**

Country	Pop. millions	Current	New				
Germany	82.4	99	96		Austria	8.2	18 19
France	63.0	78	74		Bulgaria	7.7	18 18
Britain	60.4	78	73		Denmark	5.4	14 13
Italy	58.7	78	72		Slovakia	5.4	14 13
Spain	43.7	54	54		Finland	5.3	14 13
Poland	38.1	54	51		Ireland	4.2	13 12
	Romania 21.6	35	33		Lithuania	3.4	13 12
	Netherlands 16.3	27	26		Latvia	2.3	9 9
	Greece 11.1	24	22		Slovenia	2.0	7 8
	Belgium 10.5	24	22		Estonia	1.3	6 6
	Portugal 10.5	24	22		Cyprus	0.8	6 6
	Czech Rep. 10.2	24	22		Lux.	0.4	6 6
	Hungary 10.1	24	22		Malta	0.4	5 6
	Sweden 9.0	19	20				

*Allocations calculated to mirror population size