

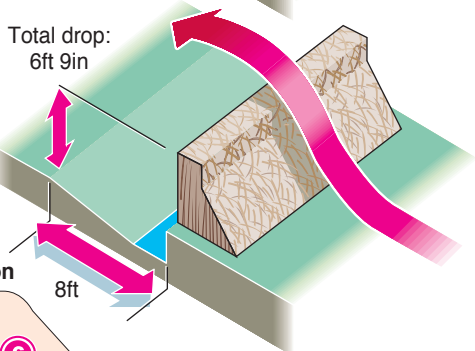
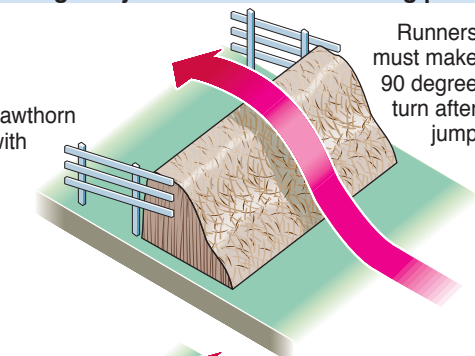
# The world's most famous steeplechase

The Grand National attracts a live audience of 70,000 people and a TV audience of 450 million worldwide. The race – comprising two circuits of the 2.25 mile Aintree course and requiring horses to jump a total of 30 fences – ends with a punishing 494 yard run-in to the finishing post

## Canal Turn Fence 8 and 24 Height: 5ft

Fence made of hawthorn stakes covered with Norway spruce

Runners must make 90 degree turn after jump



## Valentine's Brook Fence 9 and 25 Height: 5ft

Less severe than Becher's, with total drop of 5ft 10in

LEEDS LIVERPOOL CANAL



5ft 6in

Less severe than Becher's, with total drop of 5ft 10in

LEEDS LIVERPOOL CANAL

LEEDS LIVERPOOL CANAL

LEEDS LIVERPOOL CANAL

LEEDS LIVERPOOL CANAL

LEEDS LIVERPOOL CANAL

LEEDS LIVERPOOL CANAL

LEEDS LIVERPOOL CANAL

LEEDS LIVERPOOL CANAL

LEEDS LIVERPOOL CANAL

LEEDS LIVERPOOL CANAL

LEEDS LIVERPOOL CANAL

LEEDS LIVERPOOL CANAL

LEEDS LIVERPOOL CANAL

LEEDS LIVERPOOL CANAL

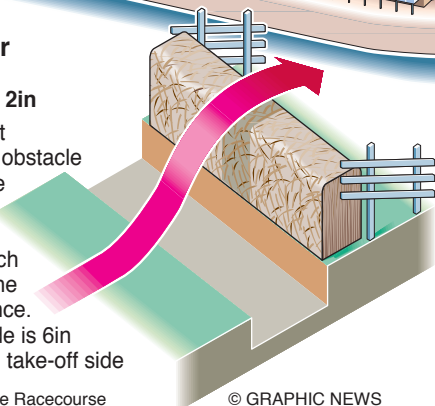
LEEDS LIVERPOOL CANAL

LEEDS LIVERPOOL CANAL

LEEDS LIVERPOOL CANAL

## The Chair Fence 15 Height: 5ft 2in

The biggest and widest obstacle in the entire 4.5 mile race. A 6ft wide ditch precedes the 3ft wide fence. Landing side is 6in higher than take-off side



## Water Jump Fence 16 Height: 2ft 9in

Bringing the first circuit to an end, the sight of the runners leaping at speed presents a tremendous spectacle

