



# Britain's most polluted rivers


Effluent from nine of Britain's rivers make the UK Europe's largest polluter of the North East Atlantic. Figures submitted to the 13 nation Paris Convention reveal high levels of toxic heavy metals which environmentalists believe can cause illness, deformity and death in fish, marine mammals and birds

**1**  Heavy metal discharge – kilograms per year


<b>Wyre</b>	
Zinc	92,832
Lead	29,029
Copper	17,415
Cadmium	1,256
Mercury	723
<b>Total:</b>	<b>141,255</b>

**2**  Heavy metal discharge – kilograms per year

<b>Mersey</b>	
Zinc	75,361
Lead	18,818
Copper	18,093
Cadmium	3,135
Mercury	429
<b>Total:</b>	<b>115,836</b>


**3**  Heavy metal discharge – kilograms per year

<b>Dee</b>	
Zinc	57,129
Lead	18,162
Copper	17,322
Cadmium	1,920
Mercury	136
<b>Total:</b>	<b>94,669</b>


**4**  Heavy metal discharge – kilograms per year

<b>S Severn</b>	
Zinc	595,578
Lead	131,694
Copper	74,089
Cadmium	6,995
Mercury	828
<b>Total:</b>	<b>809,184</b>




**6**  Heavy metal discharge – kilograms per year


<b>Tyne</b>	
Zinc	132,111
Lead	22,828
Copper	19,162
Cadmium	562
Mercury	319
<b>Total:</b>	<b>174,982</b>

**7**  Heavy metal discharge – kilograms per year

<b>Tees</b>	
Zinc	122,747
Lead	48,109
Copper	15,199
Cadmium	609
Mercury	375
<b>Total:</b>	<b>187,039</b>

**8**  Heavy metal discharge – kilograms per year

<b>Humber</b>	
Zinc	783,117
Lead	102,653
Copper	84,473
Cadmium	3,673
Mercury	1660
<b>Total:</b>	<b>975,576</b>

**9**  Heavy metal discharge – kilograms per year

<b>Thames</b>	
Zinc	116,149
Lead	22,193
Copper	8,072
Cadmium	752
Mercury	219
<b>Total:</b>	<b>147,385</b>